

# Material and Visual Culture of Medicine

Anna Maerker, King's College London


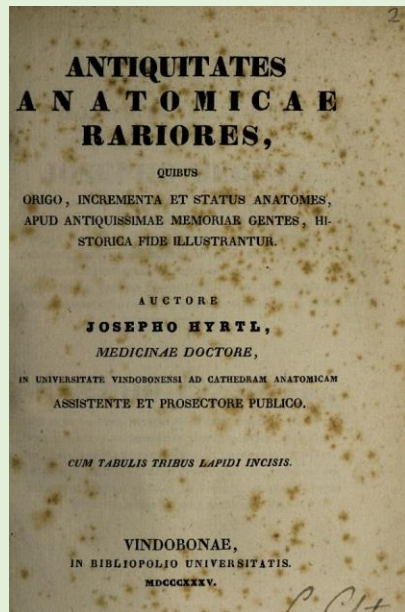
[anna.maerker@kcl.ac.uk](mailto:anna.maerker@kcl.ac.uk)

# Outline

- Part one: images and anatomy
- Short break
- Part two: objects and identities
- Explore online

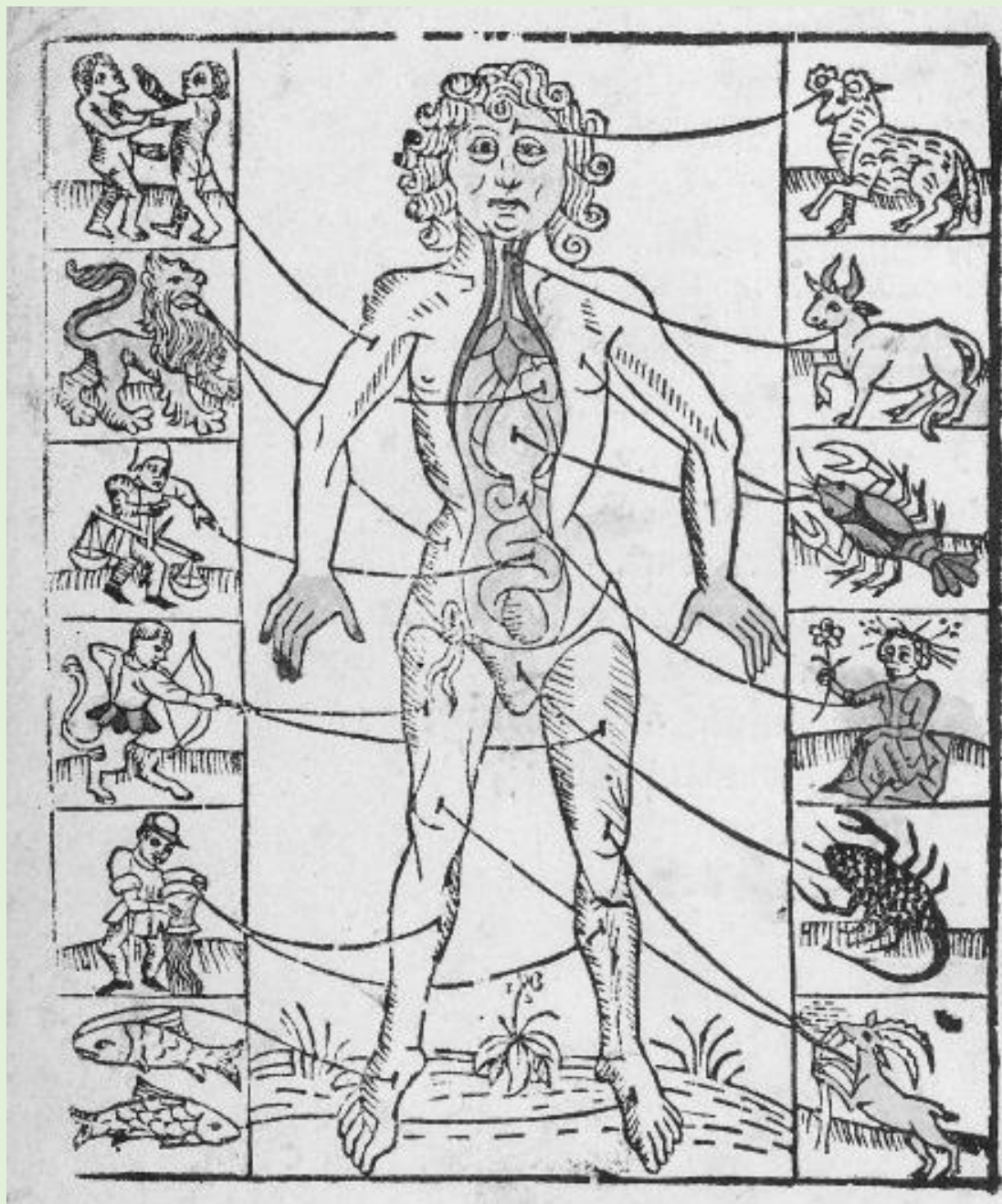
# Early histories of medical images

- Joseph Hyrtl, *Antiquitates anatomicae rariores: quibus origo, incrementa, et status anatomes, apud antiquissimae memoriae gentes; historica fide illustrantur* (Vienna 1835)
- Ludwig Choulant, *Geschichte und Bibliographie der anatomischen Abbildung nach ihrer Beziehung auf anatomische Wissenschaft und bildende Kunst: Nebst Auswahl von Illustrationen nach berühmten Künstlern* (Leipzig 1852)




[*History and Bibliography of Anatomic Illustration in Its Relation to Anatomic Science and the Graphic Arts* (Chicago 1920)].

(both available online through Wellcome Collection)



Zodiac Man, Wound Man  
(Wellcome Collection)






John of Ketham (Johannes de Ketham), *Fasciculus medicinae* (Venice 1495)



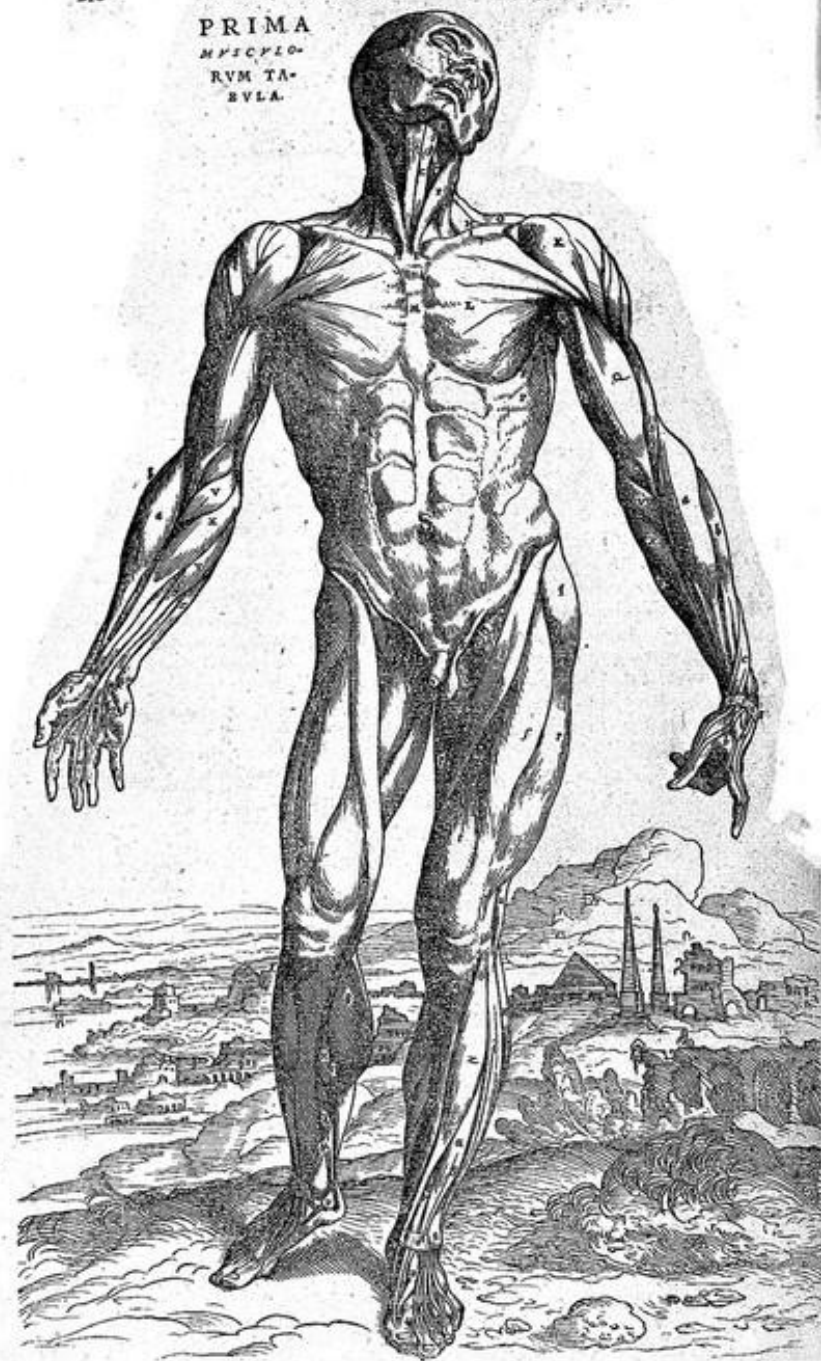
Andreas Vesalius, *De humani corporis fabrica* (Basle 1555)











propria circum



V A  
dis  
tur,  
cler  
diu  
disc  
mu  
tis e  
dist  
una  
ipsu  
que  
ac p  
arti





Anatomical theatres:  
Padua 1594  
Leiden 1596  
Uppsala 1663 ...



Early modern ivory figurine, Wellcome Collection.



④ 注意：在 2008 年 12 月 31 日以前，企业已经计提了减值准备的资产，以后期间价值得以恢复的，原计提的减值准备可以转回，但转回的金额不得超过原计提的金额。




Anatomical fugitive sheet. Wellcome Collection.





Thomas Rowlandson,  
Three anatomical  
dissections taking place in  
an attic. Wellcome  
Collection.





**The Lecturer.**

*Not quite pleased with his subject, although a capital one, our generous  
"If you can get them when just killed, this is of great advantage."  
"I don't know how at present, from £5 to £8."*

Robert Knox (1791-1862)





William Hogarth, "The dissection of the body of Tom Nero", from *The Four Stages of Cruelty* (1751). Wellcome Collection.





William Austin, 1773.  
New York Public Library.





Iron mortsafe to protect the coffin from bodysnatchers, early nineteenth century. Science Museum, London.

See also crypt of St. Bride's Church, Fleet Street.





“Preparation of a ruptured uterus, dried and therefore considerably contracted.”  
Robert Knox Collection, Royal College of Surgeons Edinburgh.

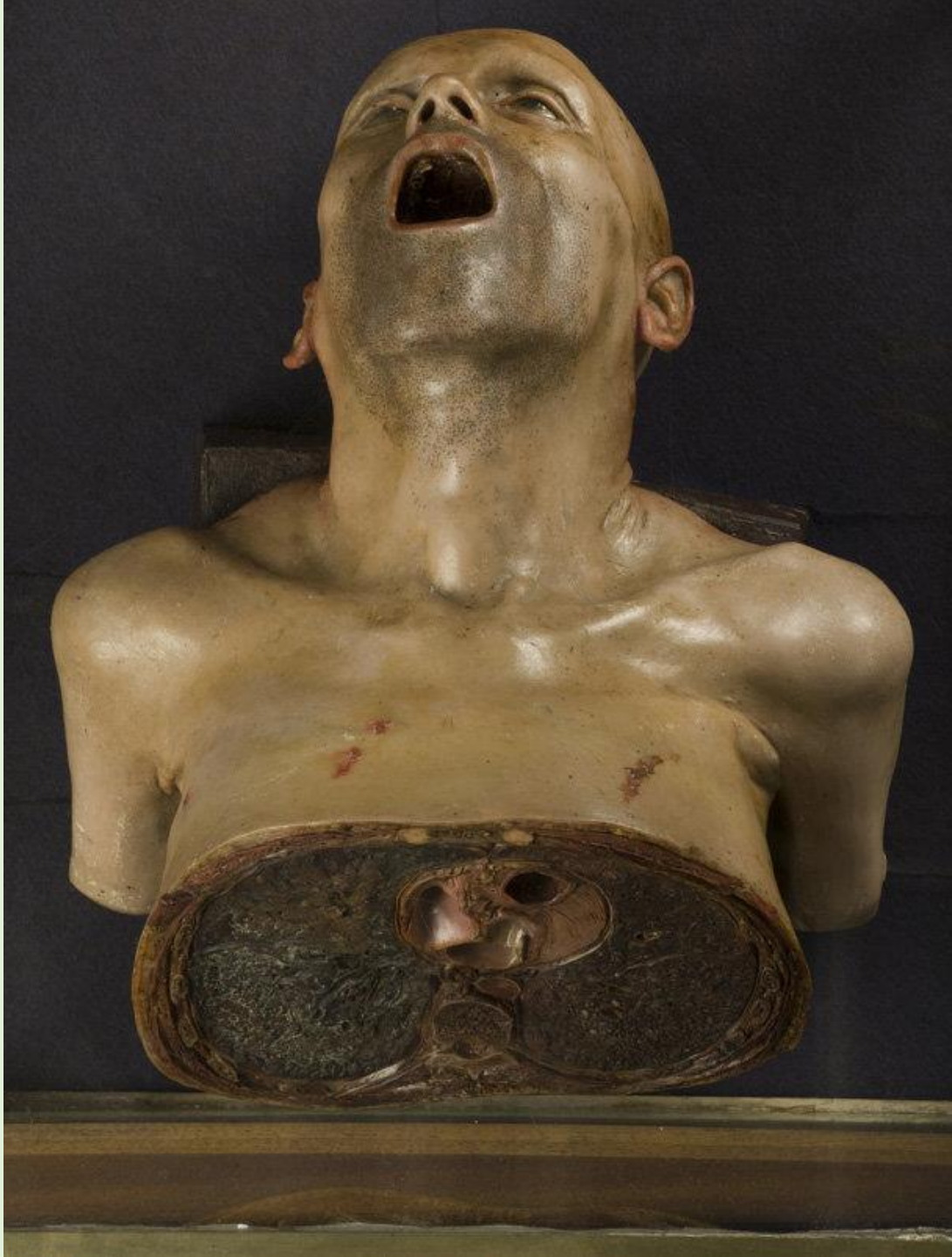


Models from La Specola, Florence in wax (above), wood (right)





Showroom at the Museo zoologico 'La Specola' (formerly Royal Museum of Physics and Natural History), Florence. Photography: Joanna Ebenstein, *Morbid Anatomy*, 2007.



Wax model by Joseph Towne (1806-1879),  
King's College London






George Scharf: street advertising, 1830s (British Museum)





Obstetric phantom, eighteenth century.  
Wellcome Collection.





Félix Thibert, illustration from *Musée d'anatomie pathologique* (Paris 1844).  
Credit: Google Books.





Papier-  
mache models of Dr  
Auzoux







LITH OF LEWIS & BRUNN, N.Y.

*F. Hollick, M.D.*

F. HOLLICK, M.D.

# DR. HOLLICK'S SELECT LECTURES!

**FOR GENTLEMEN ONLY.**

On the Philosophy and Physiology of that grandest phenomenon in nature,

## **The Origin of Life!**

AND ITS PHYSICAL AND MORAL CONSEQUENCES,

Which were delivered in New York City,

Sixty-Five times in one year, to numerous audiences.

**ILLUSTRATED BY**

**Fifteen full sized life-like MODELS,**

Representing the Adult Human Structure complete, and also ITS GRADUAL DEVELOPMENT, FROM  
THE EARLIEST STAGES, &c. Will be repeated,

**On Friday & Saturday, Jan. 24 & 25,**

**AT CONCERT HALL,**

Pennsylvania Avenue, near Brown's Hotel.

Doors open at 7. Lecture commence precisely at 7½. ADMISSION 50 CENTS.

Each Lecture complete in itself, though the two form a connected course. All the models exhibited each evening.

### **TOPICS OF THE LECTURES TO GENTLEMEN.**

Prefatory remarks on the propriety and utility of a knowledge of this subject. Non-Sexual Varieties of Reproduction, Fissiparous and Gemmiparous, in Plants and in Animals—Sexuality Defined—Description of the two Sexual Principles. The Semen with its Animalcule, and the Ovi—Pollen and Germ in Plants—Impregnation, Experiments of Spallanzani, and with Plants—Curious instances of Transmission—The two kinds of Sexuality—Hermaphrodite and Diecious, in Plants and in Animals—Varieties of the Sexual mode of Reproduction, Oviparous, Viviparous, Ovoviviparous and Marsupial—Detailed Description of the Process in the Human Species, illustrated by a complete dissection of the whole of the Models.

Theories of Generation—Of the Spermatists—The Ovists—Evolution—Syngensis, Epigenesis, and the Neo-Spermatism Theory, first brought forward by Dr. H.—Extra Uterine Conception, illustrated by two beautiful Models of Actual Cases, one Ovarian and the other Fallopian—Wonderful Case of Fœtal Development in the Body of a Boy—Possibility of Fœtal Development Exteriorly—Fœtal Evolution and Expulsion—Superstitions connected with Birth, illustrated by one of the objects of those superstitions—Fœtal Nutrition, Curious Facts connected therewith—Unnatural and Dangerous Operations described, and their probable consequences pointed out—Solitary Vices, their causes, and dreadful Physical and Moral effects, with the means of preventing and removing them.



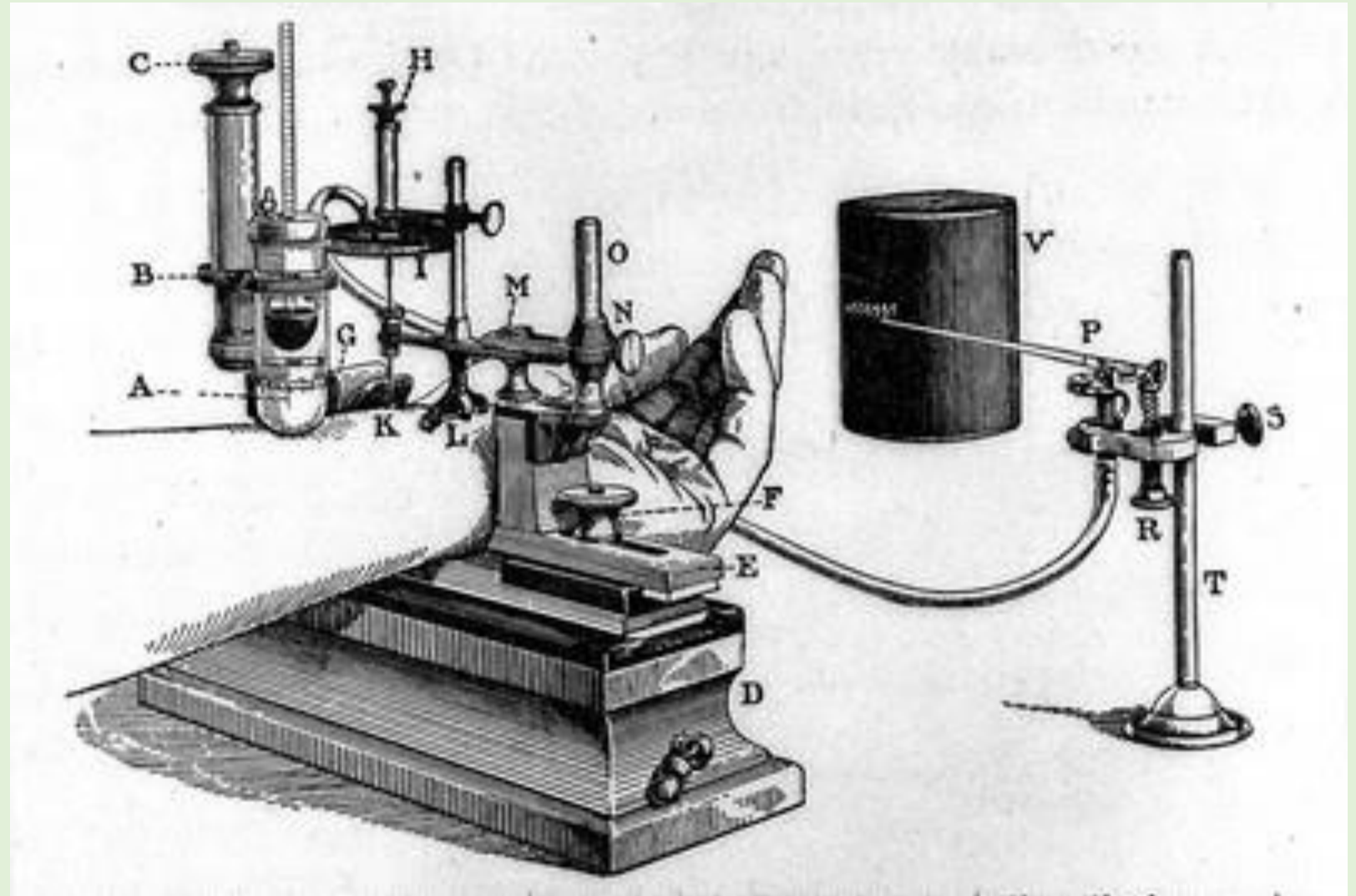


Paulina Wright Davis  
(1813-1876)

Life-sized Auzoux model of the female body



“mechanical objectivity”  
(Lorraine Daston and Peter Galison)



Von Basch's sphygmomanometer, circa 1881. Wellcome Collection.



# SPECIMENS OF COMPOSITE PORTRAITURE

## PERSONAL AND FAMILY.



*Alexander the Great  
From 6 Different  
Medals.*



*Two Sisters.*



*From 6 Members  
of same Family  
Male & Female.*

## HEALTH.



*23 Cases.  
Royal Engineers.  
12 Officers.  
11 Privates*

## DISEASE.



*6  
cases*



*9  
cases*

*Tubercular Disease*

## CRIMINALITY.



*8  
cases*



*4  
cases*

*2 OF the many  
Criminal Types*

## CONSUMPTION AND OTHER MALADIES

I



*20  
Cases*

II



*36  
Cases*



*56 Cases  
Co-composite of I & II*

*Consumptive Cases.*



*100  
Cases*



*50  
cases*

*Not Consumptive.*

Francis Galton, *Inquiries into human faculty and its development* (1883)

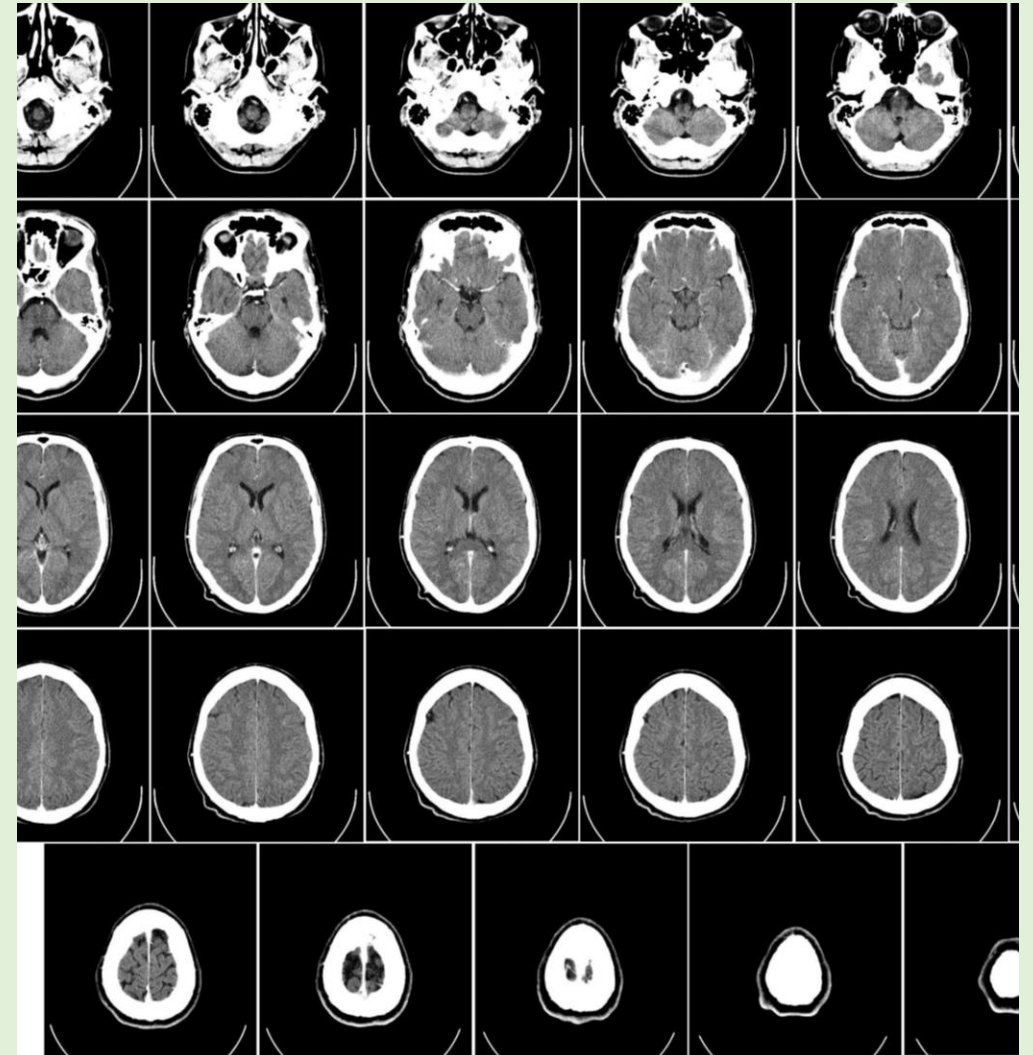
# Imaging technologies of the twentieth century (selection)

X-ray

Ultrasound

Fibre optics

Computer tomography ...





# SHORT BREAK



Sleeping man wearing mosquito headnet, early twentieth century.  
Wellcome Collection.



Oil painting after (?) Nicolas de Larmessin II. (ca. 1700)





Adriaen van Ostade, *The Physician* (1685).  
Wellcome Library.

Galenus lib. de optima secta c. 4. reprehendit illos  
medicos, qui dicebant, artē medicā esse cōiecturalē:  
quā theorematā, & p̄cepta sūt cōiecturalia.

Septima dubitatio: *Auicenna videtur se iactare, dum dicit, quia non comprehenduntur in hoc libro esse incomprehensibilia, quod est contra commune praeceptum, quod laus in ore proprio foedescit, & contra Seneca praeceptum, dum dicit, lauda parce, & vitupera parcius.*

Respondetur, Avic. laudantem hoc opus laudasse Galeum, cuius non semel citatur se esse interpretem.

## Q V A E S T. V I.

DE A RATIONE ARS MEDICA  
fit collectanea.



Relatione quantitatis est coniecturalis: quia Galenus primo ad Glauconem in principio, &c. 3. meth. 2. dicit, *quod nec scribi, nec dici potest de vniuerso, illud esse quantum.*



Ratione quicquid morborescunt: Galenus enim 9. Meth. 13. dicit, ut termino exhibito remedium nonnullum oportet cognoscere morbi speciem illi esse eius quantitatē, non ex Gal. 9. Meth. 14. ubi certa res forte quantitati rectius fit a natura illius, quā quantitas solum cunctis illi haberi potest. Non dū cogitamus, quomodo illud quantum morborescunt aliquot ex parte aliquando cognosci possit. Excogitamus quatenus instrumenta.

Primum est nostrum pulilogium, quo per certitudinem mathematicam, & non per coniecturam dimetri possumus vltimus gradus recessus pullos qui ad frequentiam, & raritatem: de quo instrumentum aliquid diximus lib. 7. Mech. nostr. A dicto pulilogio defsumptum hoc parum facile, quod explicatur per primam figuram (vt infra) quæ continet funiculum ex hilo, vel setico constructum, cui (vt videtur) appensa est pila plumbea, qua impulsâ, si funiculum est longior, motus pila fit tardior, & rarior: Si breuior, & frequentior, & velocior. Dum igitur volumus frequentiam, vel raritatem pulsus dimetri digitis impellimus pilam latando, vel contrahendo funiculum vltimo, quo motus pila omnino continetur: cum frequetia, vel raritate pulsus ipsius attenditur ad adiunctum illico est regione obferuamus gradû 70. nllum d. linea alba ipsius pila: vbi est C quo gradu memore confignato, iterum eadē, vel sequenti d. eodem instrumentum experimur, an pulsus seruetur factus sit aliquidque frequentior, vel tardior: dicimus aliquidque frequentior, quia vltimus instrumentum non quartimus pulsus notabilis raritatis, vel tarditatis differentia, quæ iudicii memoria tenere possint: Sed illas minutas, quarum differentie inter vnum, & alterum diem non sunt subiles. Innotendum vltim est aliud finis instrumentum, cuius iconem videbis fol. 78. figura E. Arcocandit

A quod pulvis pumbe per maiorem, vel minorem  
viam impulsus non mutare sententiam per frequentia-  
torem in impellendo quantum amittit de spacio,  
tantum remittit de violentia. Per tale infirmum  
cum tempore sanitatis pulvis dimittitur: deinde  
tempore agrius animaduerimus recessum a  
naturalis flatus, qui in affectibus dignoscenda. Pre-  
dicendum, & curandis est maxime necessarius. Ad  
hanc cognoscimus differentia inter pulsum humi-  
lem, & inualidum: in qua re sapie medici decipiuntur,  
dum confundunt pulsum humilem cum inualido:  
Fig. Tv. differentia est, quia inualidis in

**R**

Figura Secunda.



2. Figura est vas vitreū quo  
facillimè possumus singulis  
horis dimetiri temperaturā  
frigi-

Santorio Santorio (1626), pulsilogium, thermometer, weighing chair





Feeling the pulse: *Doctor Blowbladder discovering the perpetual motion* (1772). Wellcome Collection.




Laennec-style stethoscope, nineteenth century. Wellcome Collection.



Medicine: art or science?

Luke Fildes, *The Doctor*, 1891





Mathijs Naiveu, Physician and Surgeon attending to a Patient





Ambroise Pare (1510-1590), instruments for head injuries

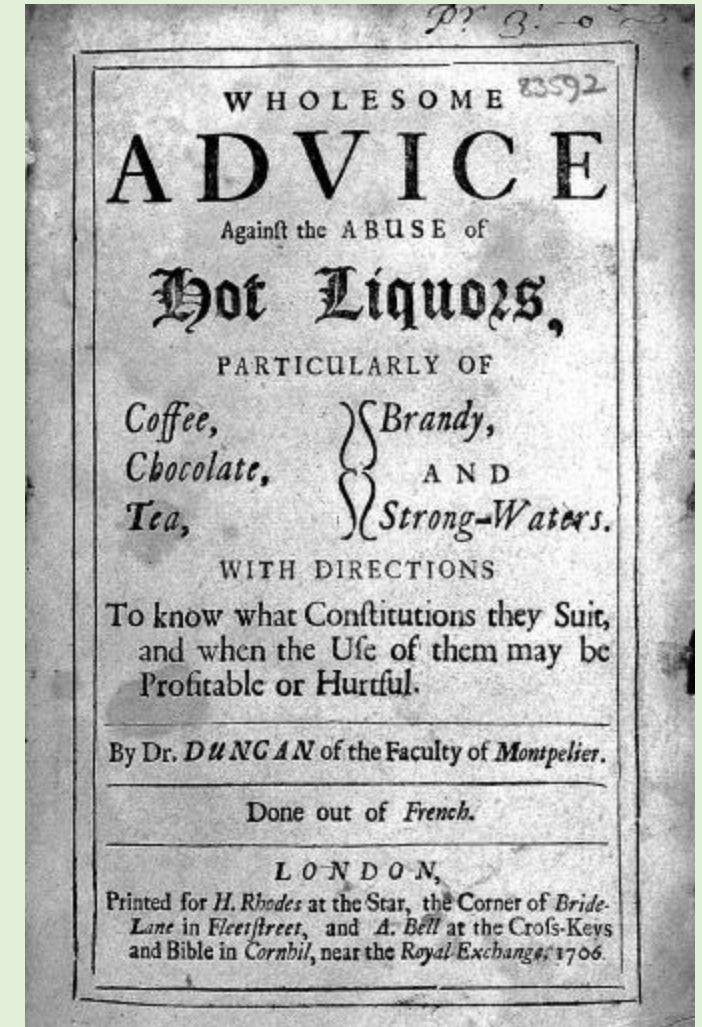


The Apothecary (1830)





Daniel Duncan, *Wholesome advice against the abuse of hot liquors, particularly of coffee, chocolate, tea, brandy and strong-waters* (1706)







Thomas Rowlandson, The Dance of Death: The Apothecary (1816)






*An army hospital nurse in her outdoor uniform (1899). Wellcome Collection.*



French royal midwife Mme du Coudray; obstetric phantom, birthing chair



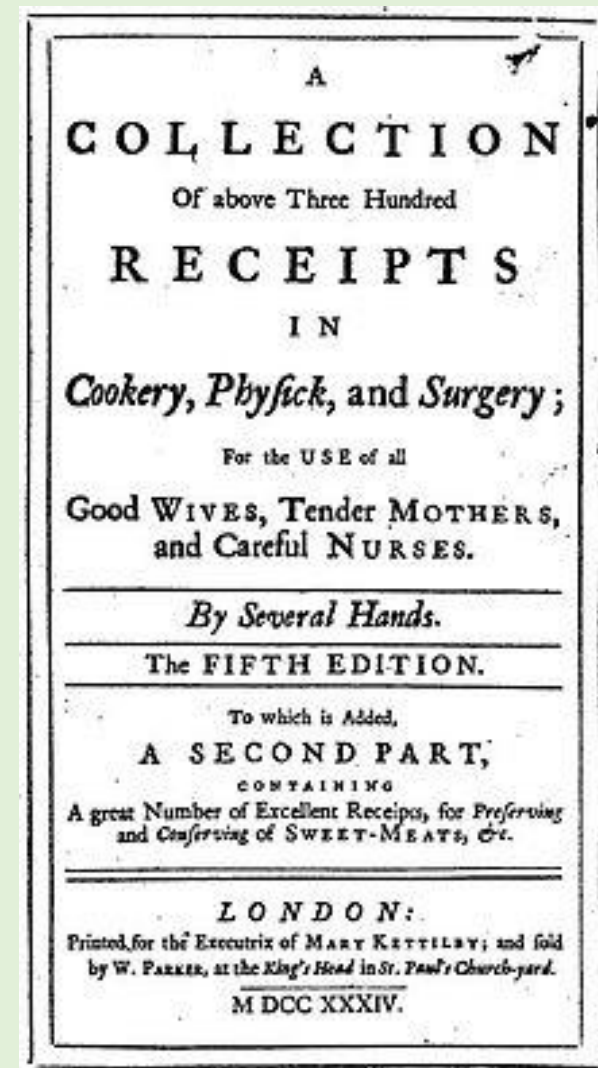


John Blunt [Samuel William Fores], *Man-midwifery dissected; or, the obstetric family-instructor* (1793)





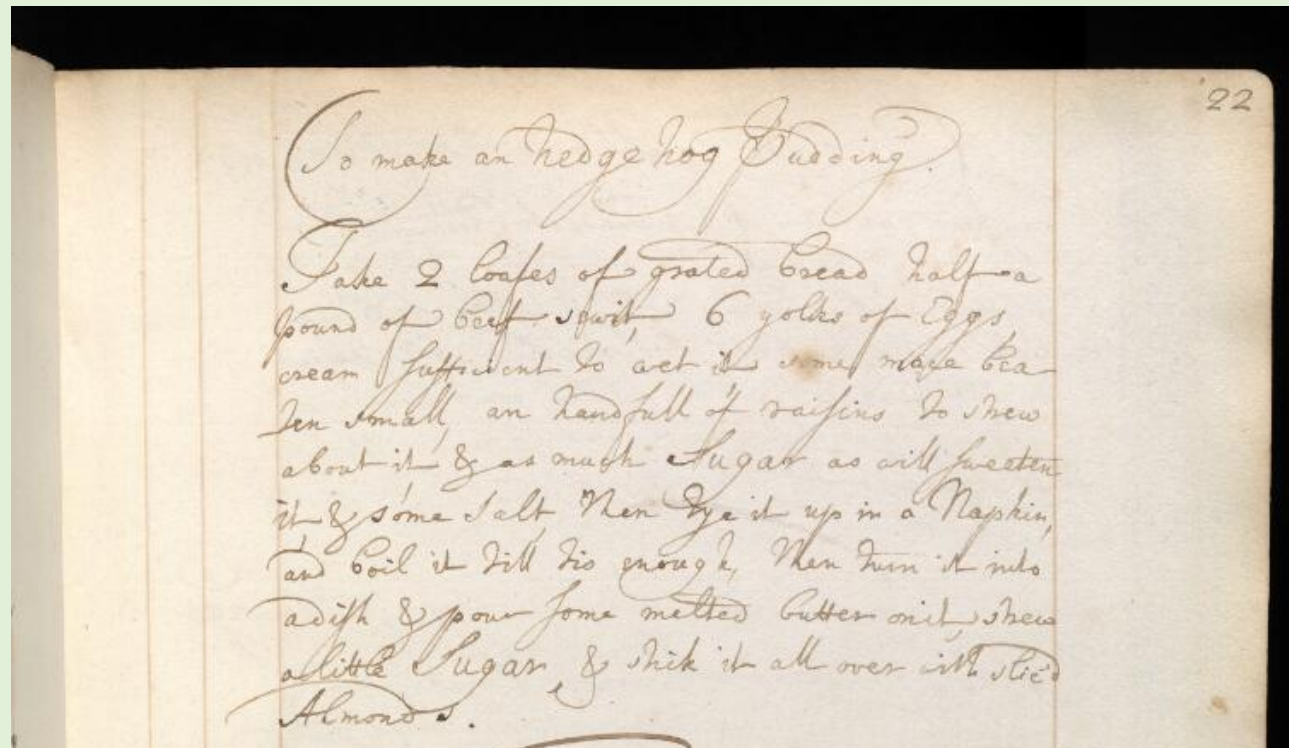
Hannah Woolley (1622 – c.1675),  
*The Queen-like Closet, Or, Rich  
 Cabinet* (1670)





# Digitised recipe books at the Wellcome Library

- E.g. Mrs Katharine Palmer, 'A Collection of ye best Receipts', 1700-1739 (Wellcome Library MS.7976)
- Page 22: 'To make an hedgehog pudding' and many more ...









# Explore further: digital collections online

- Science Museum
- Wellcome Collection
- Royal College of Physicians
- National Library of Medicine (US)
- “Contagion: Historical Views of Diseases and Epidemics” (Harvard University Library)
- The Recipes Project